


# Reno

## INSTRUKCJA MONTAŻU

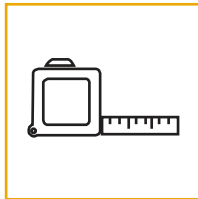
Zestaw klamek Kada




# GŁÓWNE ELEMENTY

---

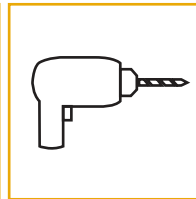
## POTRZEBNE NARZĘDZIA



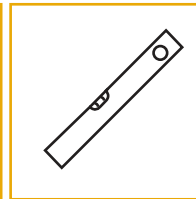
metr



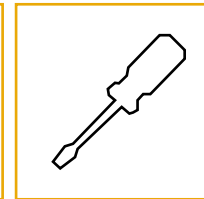
ołówek



wiertarka

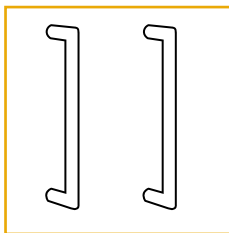


poziomica




śrubokręt

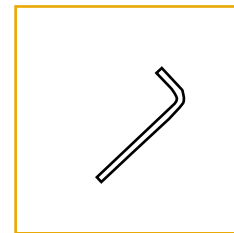
## ZAŁĄCZONE CZĘŚCI



zestaw klamek




2x śruba



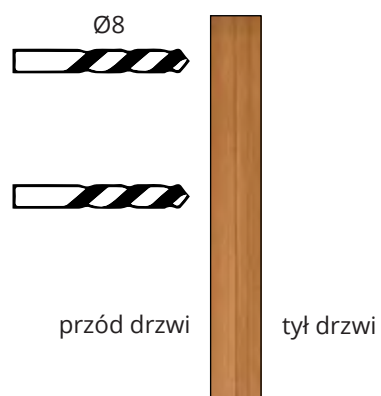
1x klucz imbusowy

# MONTAŻ ZESTAWU KADA

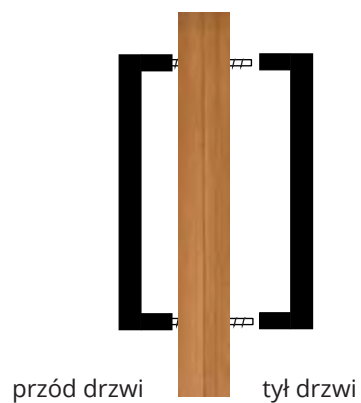
## 1 ZAZNACZ POZYCJE OTWORÓW DO INSTALACJI KLAMEK




## 2 NAWIERĆ OTWORY



## 3 ZAMONTUJ KLAMKI





RENO Sp. z o. o.  
Bruzdowa 107m, 02-991 Warszawa, Polska

+48 799 399 390  
drzwiprzesuwnne@reno-reno.pl

[www.reno-reno.pl](http://www.reno-reno.pl)