


Reno

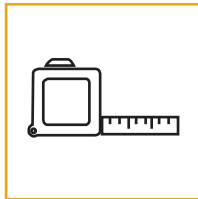
INSTRUKCJA MONTAŻU

Zestaw klamek Pi + Flat




GŁÓWNE ELEMENTY

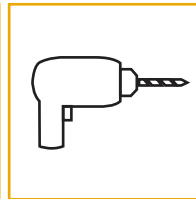
POTRZEBNE NARZĘDZIA



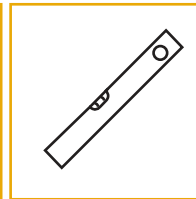
metr



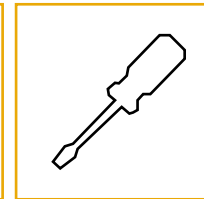
ołówek



wiertarka

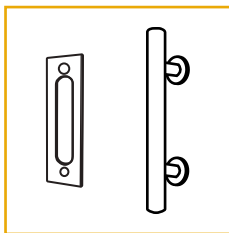


poziomica




śrubokręt

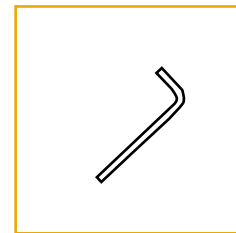
ZAŁĄCZONE CZĘŚCI



zestaw klamek




2x śruba



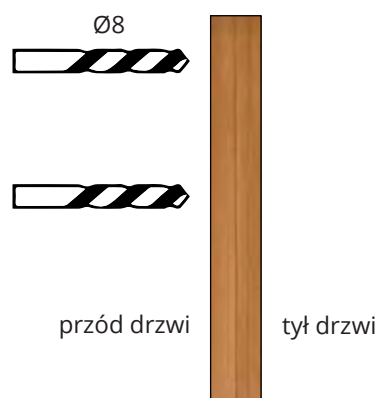
1x klucz imbusowy

MONTAŻ ZESTAWU PI + FLAT

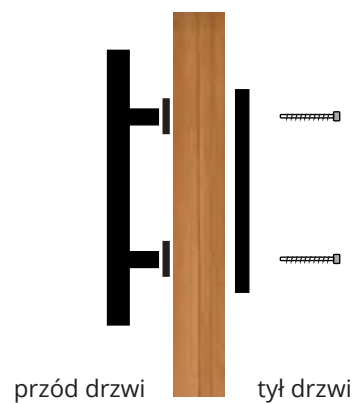
1 ZAZNACZ POZYCJE OTWORÓW DO INSTALACJI KLAMEK




2 NAWIERĆ OTWORY



3 ZAMONTUJ KLAMKI





RENO Sp. z o. o.
Bruzdowa 107m, 02-991 Warszawa, Polska

+48 799 399 390
drzwiprzesuwnne@reno-reno.pl

www.reno-reno.pl